



---

# **Mac Driver 3**

## **Software Information**

**Version 1.1**

## Contents

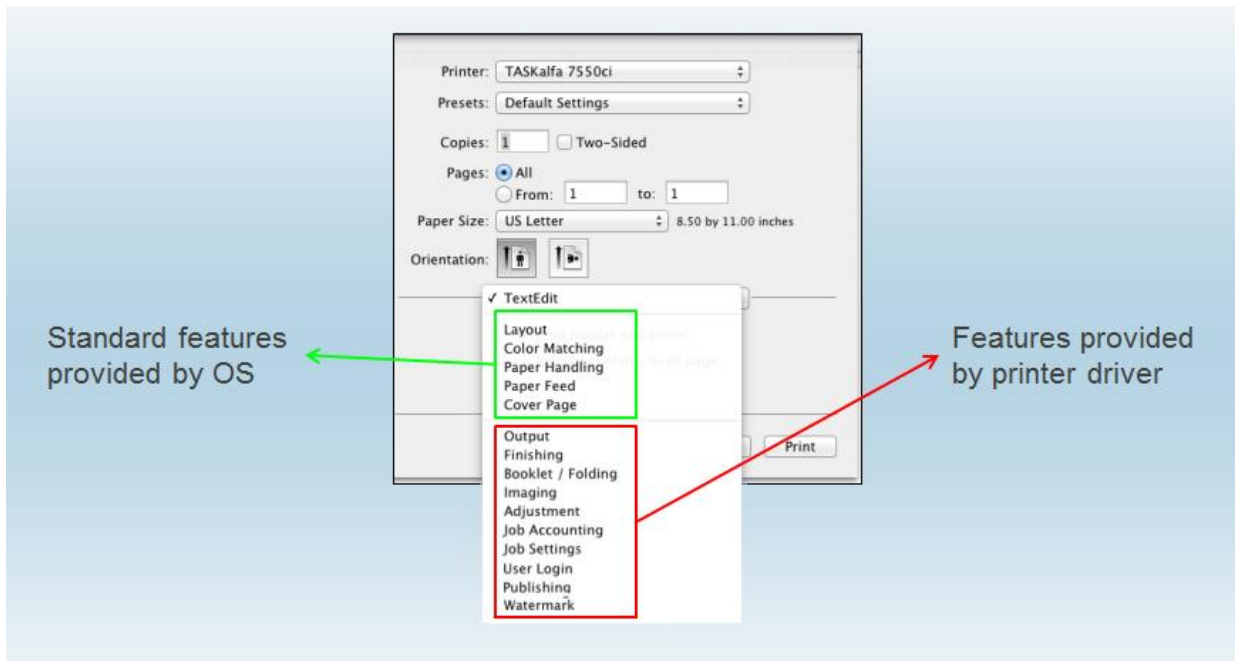
I.	Overview .....	1
II.	New Functions/New User Interface .....	2
1.	<b>Output</b> .....	3
2.	<b>Finishing</b> .....	4
3.	<b>Booklet/Folding</b> .....	4
4.	<b>Imaging</b> .....	5
5.	<b>Adjustment</b> .....	5
6.	<b>Job Accounting</b> .....	6
7.	<b>Job Settings</b> .....	6
8.	<b>User Login</b> .....	7
9.	<b>Publishing</b> .....	7
10.	<b>Watermark</b> .....	8
III.	Support Information.....	9
1.	<b>Languages</b> .....	9
2.	<b>OSes</b> .....	9
3.	<b>Device Models</b> .....	9
4.	<b>OS X Mountain Lion, Gatekeeper function</b> .....	10
IV.	Comparison between Mac PPD and Windows KX (KPD).....	10

## Revision History

Date	Version	Page	Content
21 <sup>st</sup> Aug, 2012	1.0		First Release
22 <sup>nd</sup> Nov, 2012	1.1	2,3,6,12	Modifications about "Adjustment". Adjustment function is available only for Color model.

## I. Overview

The new Mac Printer Driver from KYOCERA has undergone a complete UI design makeover that makes it simpler for Mac users to manage their KYOCERA printers and MFPs. All print settings in the driver have been organized into ten new print function groups. The new layout incorporates visual elements such as preview image and graphic icons that represent different feature options. Many new settings have also been added in this release, including finishing edge (Finishing), image adjustment settings (Adjustment)<sup>1</sup>, job name overwrite (Job Settings), and job e-mail notification<sup>2</sup> (Job Settings).



<sup>1</sup> Adjustment function is available only for color model.

<sup>2</sup> For FS-6525MFP/6530MFP/FA-C8520MFP/C8525MFP, FS-C8650DN and newer models.

## II. New Functions/New User Interface

### ■ New Functions

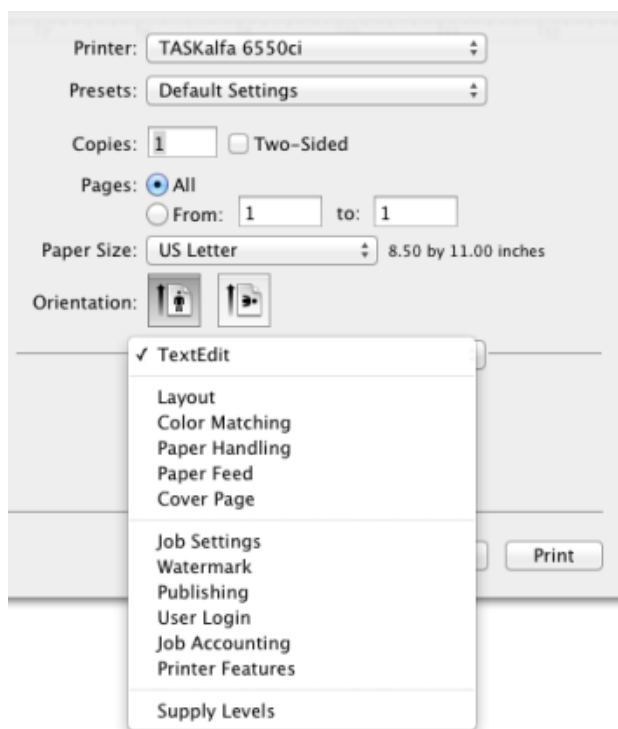
Mac Driver 3 has following new functions;

- (1) Finishing edge (Finishing)
- (2) Image adjustment settings (Adjustment)<sup>3</sup>
- (3) Job name overwrite (Job Settings)
- (4) Job e-mail notification (Job Settings).

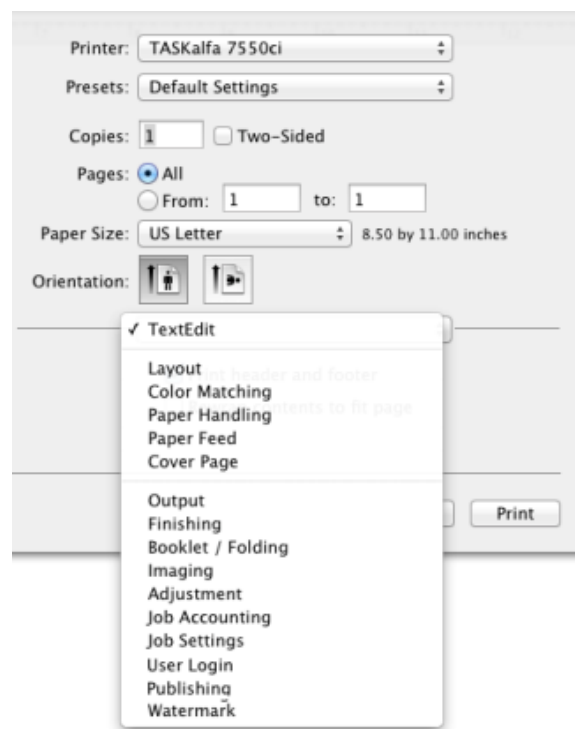
### ■ New User Interface

Many of the print settings previously found under “Printer Features” are now categorized into new groups called Output, Finishing, Booklet/Folding, and Imaging. The new Mac driver introduces Adjustment settings for monochrome and color image customization.

Old driver: (Mac Driver Phase 2)

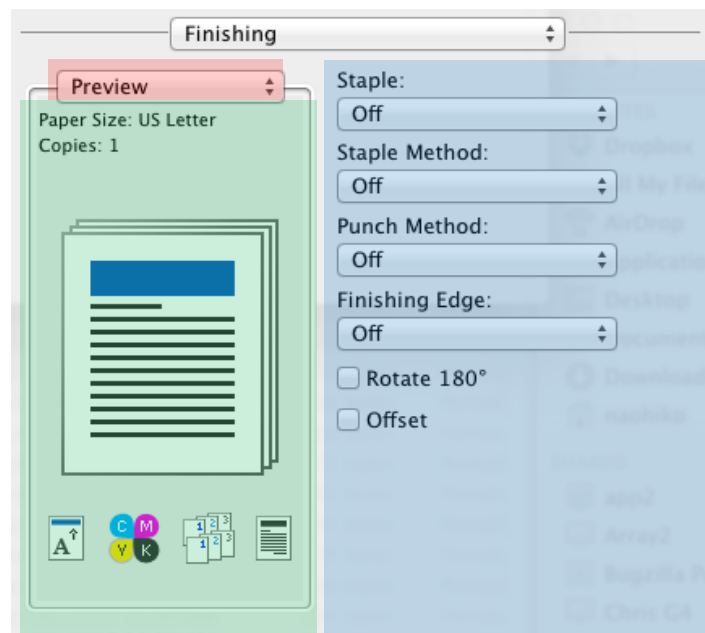


New driver: (Mac Driver 3)



<sup>3</sup> Adjustment function is available only for color model.

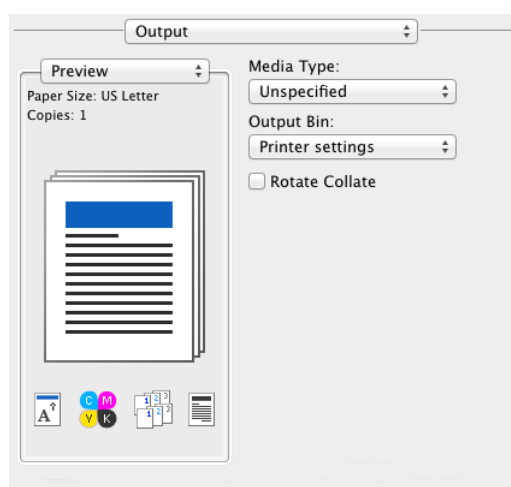
The new layout for each dialog is organized as follows:



The Preview area displays the selected paper size, number of copies, and page image. At the bottom are icons that represent the current status for Orientation, Color, Collate, and EcoPrint settings. The drop-down menu above the preview gives users different choices for the page image, including a detailed preview for Watermark or Adjustment settings. Users can configure the print settings to the right of the preview. If the setting is grayed out, it means the selected model does not support that particular feature or that it conflicts with another current setting.

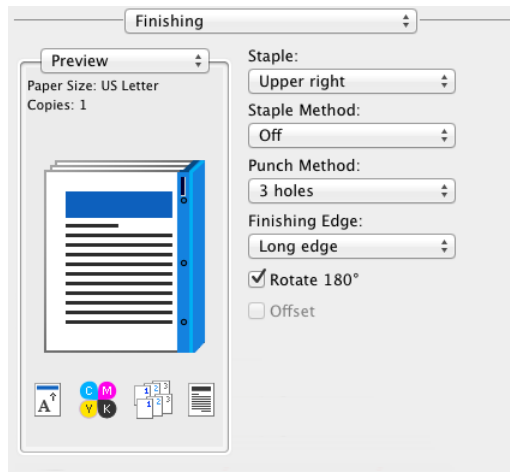
## 1. Output

Output settings include Media Type, Output Bin, and Rotate Collate.



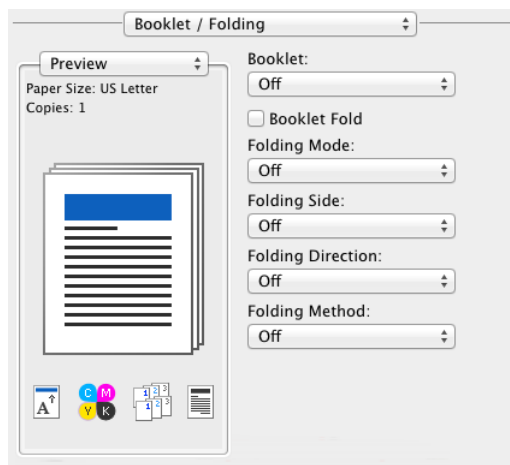
## 2. Finishing

Finishing settings include Staple, Staple Method, Punch method, Feeding Edge, 180 Rotate, and Offset.



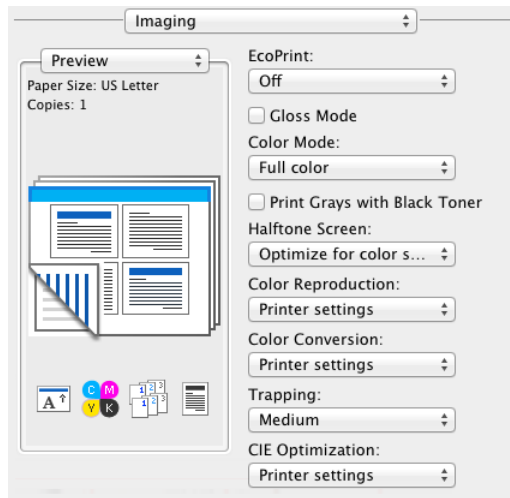
## 3. Booklet/Folding

Booklet/Folding settings include Booklet, Booklet Fold, Folding Mode, Folding Side, Folding Direction, and Folding Method.



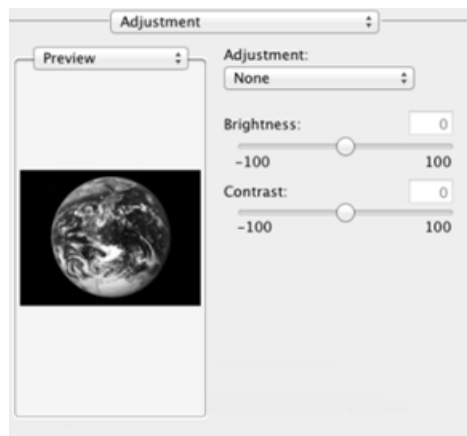
#### 4. Imaging

Imaging settings include EcoPrint, Gloss Mode, Color Mode, Print Grays with Black Toner, Halftone Screen, Color Reproduction, Color Conversion, Trapping, and CIE Optimization. For certain device models, KIR and Resolution are also available.

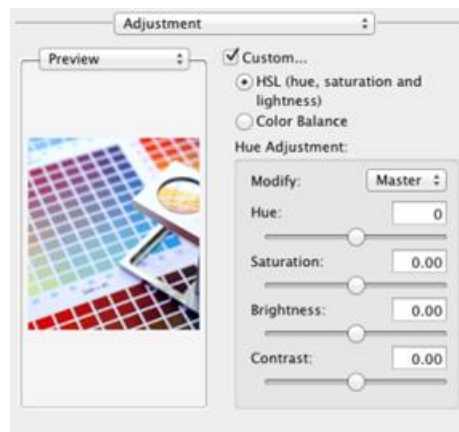


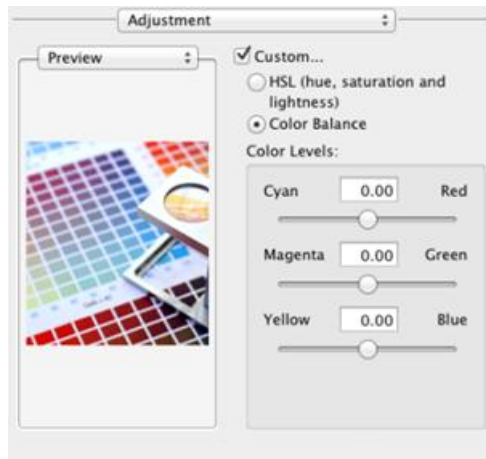
#### 5. Adjustment

Adjustment settings are new for the Mac driver and have been added to provide users with many customizable options for color printing, such as HSL and Color Balance adjustments. Adjustment function is available only for color model.



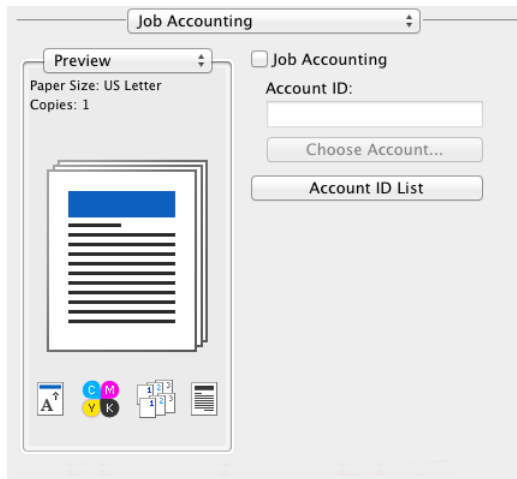
Note: Above screen (Brightness, Contrast adjustment) is shown in the color mode of color device. Even for color model, if it is BW mode, Brightness and Contrast are grayed out.





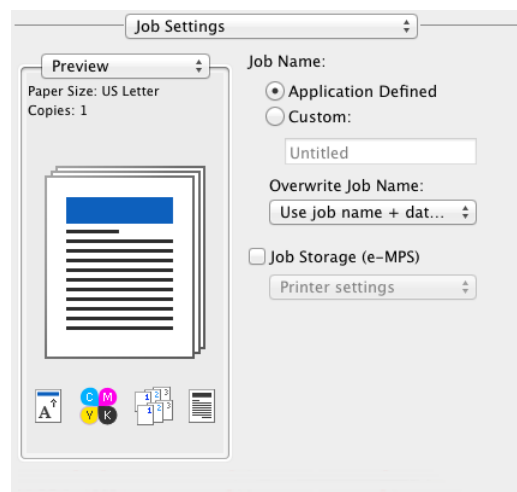
### 6. Job Accounting

Users can specify an Account ID for print jobs or manage the Account ID list.



### 7. Job Settings

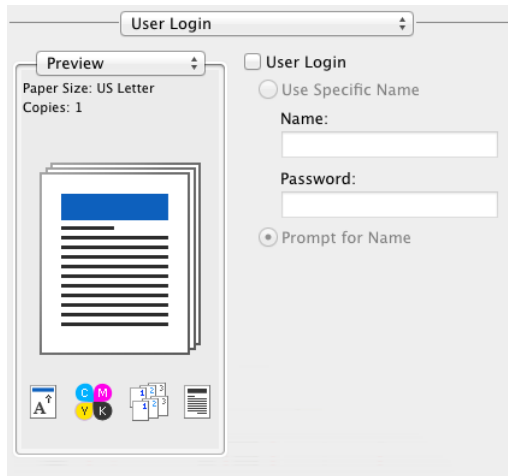
Users can define job storage criteria. For Alphard and newer models, a new setting called “Job E-mail Notification” is also displayed.





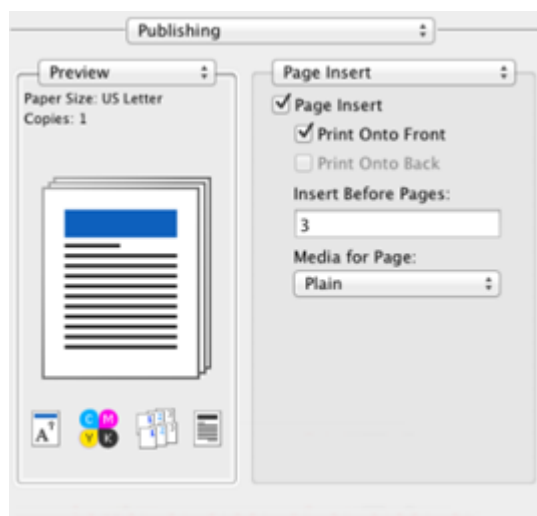
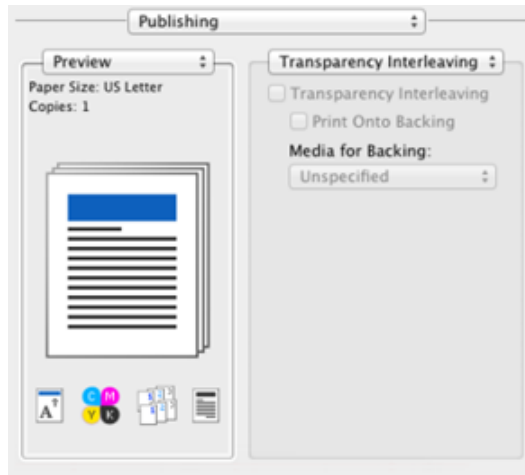
### 8. User Login

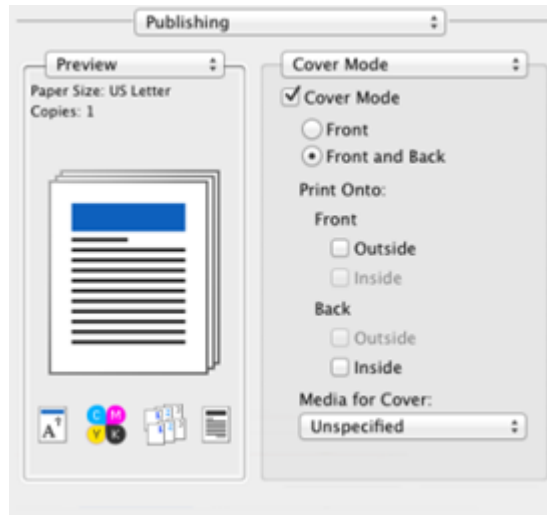
Users can specify a user ID and/or password for their print job.



### 9. Publishing

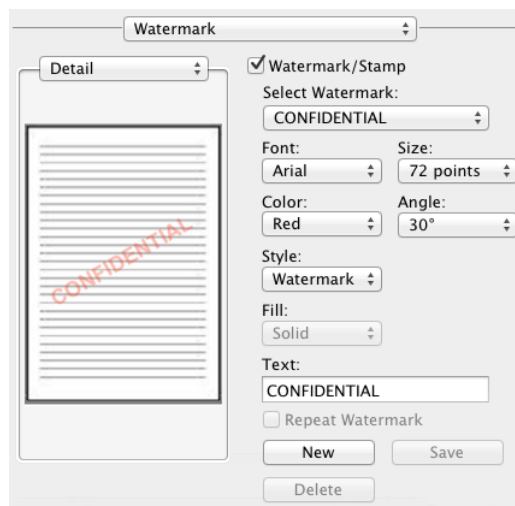
Publishing is divided into 3 subpanels: Cover Mode, Transparency interleaving, and Page Insert.





## 10. Watermark

Users can create and customize a watermark for their documents. For certain device models, a Super Watermark feature is listed under Printer Features, which is provided by the OS.<sup>4</sup>



<sup>4</sup> Super Watermark should not be used together with the Watermark settings. Printer models supporting Super Watermark include FS-1350DN, FS-1370DN, FS-2020D, FS-3920DN, FS-4020DN.

### III. Support Information

#### 1. Languages

English, French, German, Italian, Japanese, Korean, Spanish and Portuguese

#### 2. OSes

Mac OS 10.5 Leopard or later

#### 3. Device Models

FS-1028MFP	FS-6525MFP	TASKalfa 205c	CS 300ci
FS-1035MFP	FS-6530MFP	TASKalfa 255	CS 300i
FS-1128MFP	FS-C2026MFP	TASKalfa 2550ci	CS 305
FS-1135MFP	FS-C2026MFP+	TASKalfa 255c	CS 3050ci
FS-1350DN	FS-C2126MFP	TASKalfa 300ci	CS 3500i
FS-1370DN	FS-C2126MFP+	TASKalfa 300i	CS 3550ci
FS-2020D	FS-C2526MFP	TASKalfa 305	CS 400ci
FS-2100DN	FS-C2626MFP	TASKalfa 3050ci	CS 420i
FS-3040MFP	FS-C5100DN	TASKalfa 3500i	CS 4500i
FS-3040MFP+	FS-C5150DN	TASKalfa 3550ci	CS 4550ci
FS-3140MFP	FS-C5200DN	TASKalfa 400ci	CS 500ci
FS-3140MFP+	FS-C5250DN	TASKalfa 420i	CS 520i
FS-3540MFP	FS-C5300DN	TASKalfa 4500i	CS 5500i
FS-3640MFP	FS-C5350DN	TASKalfa 4550ci	CS 552ci
FS-3920DN	FS-C5400DN	TASKalfa 500ci	CS 5550ci
FS-4020DN	FS-C8500DN	TASKalfa 520i	CS 6500i
FS-4100DN	FS-C8520MFP	TASKalfa 5500i	CS 6550ci
FS-4200DN	FS-C8525MFP	TASKalfa 552ci	CS 7550ci
FS-4300DN	FS-C8650DN	TASKalfa 5550ci	CS 8000i
	KM-2810	TASKalfa 6500i	
	KM-2820	TASKalfa 6550ci	
		TASKalfa 7550ci	
		TASKalfa 8000i	
		CS 205c	
		CS 255	
		CS 2550ci	
		CS 255c	

#### 4. OS X Mountain Lion, Gatekeeper function

New version of Mac OS (10.8) supports the function called Gatekeeper, OS controls the installation of downloaded applications. With default settings of OS, applications downloaded from Mac App Store and Identified developers only can be installed.

KYOCERA Mac Driver 3 has the identified developer’s information, therefore it can be installed without the changing of OS settings.

On the other hand, since old drivers don’t have identified developer’s information, OS has to be changed to “Anywhere” in order to install KYOCERA old drivers.



#### IV. Comparison between Mac PPD and Windows KX (KPD L)

		Mac Driver 3	Mac Driver 2 <sup>5</sup>	Windows KX Driver 5.3 (KPD L)
Output	Media Type	Yes	Yes	Yes
	Output Bin	Yes	Yes	Yes
	Rotate Collate	Yes	Yes	Yes
Finishing	Staple	Yes	Yes	Yes
	Staple Method	Yes	Yes	Yes
	Punch Method	Yes	Yes	Yes
	Finishing Edge	Yes	No	Yes
	Rotate 180°	Yes	Yes	Yes
	Offset	Yes	Yes	Yes

<sup>5</sup> Mac Driver 2 was former called Mac Driver Phase 2.

		Mac Driver 3	Mac Driver 2 <sup>5</sup>	Windows KX Driver 5.3 (KPD L)
Booklet/Folding	Booklet	Yes	Yes	Yes
	Booklet Fold	Yes	Yes	Yes
	Folding Mode	Yes	Yes	Yes
	Folding Side	Yes	Yes	Yes
	Folding Direction	Yes	Yes	Yes
	Folding Method	Yes	Yes	Yes
Imaging	EcoPrint	Yes	Yes	Yes
	Gloss Mode	Yes	Yes	Yes
	Color Mode	Yes	Yes	Yes
	Print Grays with Black Toner	Yes	Yes	Yes
	Halftone Screen	Yes	Yes	Yes
	Color Reproduction	Yes	Yes	Yes
	Color Conversion	Yes	Yes	Yes
	Trapping	Yes	Yes	Yes
	CIE Optimization	Yes	Yes	Yes
Adjustment (Color only)	HSL	Yes	No	Yes
	Color Balance	Yes	No	Yes
Job Settings	Job Name	Yes	Yes	Yes
	Overwrite Job Name	Yes	No	Yes
	Job Storage (e-MPS)	Yes	Yes	Yes
Watermark		Yes	Yes	Yes
Publishing	Page Insert	Yes	Yes	Yes
	Transparency Interleaving	Yes	Yes	Yes
	Cover Mode	Yes	Yes	Yes
User Login		Yes	Yes	Yes
Job Accounting		Yes	Yes	Yes
Quick Print Tab		No	No	Yes
Profiles		No	No	Yes
Color Optimizer		No	No	Yes
Lock Settings		No	No	Yes
Policy Manager Settings		No	No	Yes